

## What a Phonics Session should look like at Cobham Primary




What should my Phonics session look like?

- 20 minute daily session
- A clear structure to the session (as below)

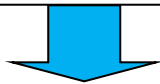
### **Review**

This should be interactive with the opportunity to review previous skills/knowledge (no longer than 5 mins). Tricky words could be introduced/reviewed here.




### **Clear Learning Objective**

A child friendly, achievable (but challenging) objective displayed and shared with the class. Steps to success made clear through Success Criteria.



### **Teach**

New phoneme/grapheme of the session introduced. Use of visual aids, singing, kinaesthetic (touch/feely) games etc.  
**There MUST be use of teacher modelling here.** (5-10 minutes)



### **Practice and Apply**

Differentiated tasks for all abilities. Teacher and TA should have an allocated group each. (10 mins approx)



### **Recap**

A quick opportunity where the teacher can check that the children have understood and applied their learning (no longer than 5 mins).

**Please remember, a session should be...**

- Clearly modelled by the teacher
- Purposeful (linked to everyday life)
- Interactive and engaging
- Pitched accordingly
- Quick paced
- Progressive
- Differentiated tasks
- Challenging but achievable