







# COBHAM PRIMARY SCHOOL



Caring, Proud, Successful!


## PE Curriculum

Year Group	Gym	Basketball	Games	Ball Skills	Athletics	Dance	
1	<ul style="list-style-type: none"> <li>To change direction during travelling moves.</li> <li>To link travelling moves that change direction and level.</li> <li>To link moves together.</li> <li>To use a variety of moves.</li> <li>To explore basic body patterns and movements to music.</li> <li>To use a variety of moves that change speed and direction.</li> <li>To link together dance moves with gestures and changing direction in time to music.</li> <li>To practise taking off from different positions.</li> <li>To complete an obstacle course with control and agility.</li> </ul>	<ul style="list-style-type: none"> <li>To master basic sending and receiving techniques.</li> <li>To develop balance, agility and co-ordination.</li> <li>To master basic sending and receiving skills.</li> <li>To develop balance, agility and co-ordination.</li> <li>To master basic sending and receiving techniques</li> <li>To develop balance, agility and co-ordination.</li> <li>To master basic sending and receiving as well as developing balance agility and co-ordination.</li> <li>To make use of co-ordination, accuracy and weight transfer.</li> <li>To develop receiving skills.</li> <li>To use ball skills in game-based activities.</li> </ul>	<ul style="list-style-type: none"> <li>To explore static balancing and understand the concept of bases.</li> <li>To combine a number of co-ordination drills, using upper and lower body movements.</li> <li>To aim a variety of balls and equipment accurately.</li> <li>To time running to stop or intercept the path of a ball.</li> <li>To travel in different ways, showing clear transitions between movements.</li> <li>To travel in different directions (side to side, up and down) with control and fluency.</li> <li>To practise ABC (agility, balance and co-ordination) at circuit stations.</li> </ul>	<ul style="list-style-type: none"> <li>To learn skills for striking and fielding games.</li> <li>To practise basic striking, sending and receiving.</li> <li>To use throwing and catching skills in a game.</li> <li>To practise accuracy of throwing and consistent catching.</li> <li>To strike with a racket or bat.</li> <li>To play a game fairly and in a sporting manner.</li> <li>To use fielding skills to play a game.</li> </ul>	<ul style="list-style-type: none"> <li>To use varying speeds when running.</li> <li>To explore footwork patterns.</li> <li>To explore arm mobility.</li> <li>To explore different methods of throwing.</li> <li>To practise short distance running.</li> </ul>	<ul style="list-style-type: none"> <li>To explore movement actions with control and link them together with flow.</li> <li>To explore gymnastic actions and shapes.</li> <li>To explore travelling on benches.</li> <li>To explore movement actions with control, and to link them together with flow.</li> <li>To choose and use simple compositional ideas by creating and performing sequences.</li> <li>To repeat and link combinations of gymnastic actions.</li> <li>To link combinations of movements and shapes with control.</li> </ul>	
	Acquiring & Developing Skills	Can they copy actions? Can they repeat actions and skills? Can they move with control and care?	Evaluating & Improving	Can they talk about what they have done? Can they describe what other people did?	Health & Fitness	Can they describe how their body feels before, during an after exercise?	

Year Group	Gym	Basketball	Games	Ball Skills	Athletics	Dance	
2	<ul style="list-style-type: none"> <li>• To remember and repeat simple gymnastic actions with control.</li> <li>• To balance on isolated parts of the body using the floor and hold balance.</li> <li>• To develop a range of gymnastic moves, particularly balancing.</li> <li>• To link together a number of gymnastic actions into a sequence.</li> <li>• To explore ways of travelling around on large apparatus.</li> <li>• To choose and use a variety of gymnastic actions to make a sequence.</li> </ul>	<ul style="list-style-type: none"> <li>• To use hand-eye co-ordination to control a ball.</li> <li>• To catch a variety of objects.</li> <li>• To vary types of throw.</li> <li>• To kick and move with a ball.</li> <li>• To develop catching and dribbling skills.</li> <li>• To use ball skills in a mini festival.</li> </ul>	<ul style="list-style-type: none"> <li>• To use hand-eye co-ordination to control a ball.</li> <li>• To catch a variety of objects.</li> <li>• To vary types of throw.</li> <li>• To kick and move with a ball.</li> <li>• To develop catching and dribbling skills.</li> <li>• To use ball skills in a mini festival.</li> </ul>	<ul style="list-style-type: none"> <li>• To run with agility and confidence.</li> <li>• To learn the best jumping techniques for distance.</li> <li>• To throw different objects in a variety of ways.</li> <li>• To hurdle an obstacle and maintain effective running style.</li> <li>• To run for distance.</li> <li>• To complete an obstacle course with control and agility.</li> </ul>	<ul style="list-style-type: none"> <li>• To explore different levels and speeds of movement.</li> <li>• To compose and perform simple dance phrases.</li> <li>• To show contrasts in simple dances with good body shape and position.</li> <li>• To develop a range of dance movements and improve timing.</li> <li>• To work to music, creating movements that show rhythm and control.</li> <li>• To work to music, creating movements that show rhythm and control.</li> </ul>	<ul style="list-style-type: none"> <li>• To explore different levels and speeds of movement.</li> <li>• To compose and perform simple dance phrases.</li> <li>• To show contrasts in simple dances with good body shape and position.</li> <li>• To develop a range of dance movements and improve timing.</li> <li>• To work to music, creating movements that show rhythm and control.</li> <li>• To work to music, creating movements that show rhythm and control.</li> </ul>	
	Acquiring & Developing Skills	Can they copy and remember actions? Can they repeat and explore actions with control and co-ordination?	Evaluating & Improving	Can they talk about what is different between what they did and what someone else did? Can they say how they could improve?	Health & Fitness	Can they show how to exercise safely? Can they describe how their body feels during different activities? Can they explain what their body needs to keep healthy?	

Year Group	Gym	Basketball	Games	Ball Skills	Athletics	Dance	
3	<ul style="list-style-type: none"> <li>To explore jumping techniques and link them with other gymnastic actions.</li> <li>To explore jumping techniques and to link them with other gymnastic actions.</li> <li>To select and adapt gymnastics actions to meet the task.</li> <li>To work with a partner or a small group to create a sequence that develops jumping skills.</li> <li>To improve the ability to choose appropriate actions when creating a sequence of gymnastic movements to music.</li> </ul>	<ul style="list-style-type: none"> <li>To be aware of others when playing games.</li> <li>To choose the correct skills to meet a challenge.</li> <li>To perform a range of actions, maintaining control of the ball.</li> <li>To perform a range of catching and gathering skills with control.</li> <li>To master the basic catching technique.</li> <li>To catch with increasing control and accuracy.</li> <li>To master the basic throwing technique.</li> <li>To throw and hit a ball in different ways (e.g. high, low, fast or slow).</li> <li>To apply skills and tactics in small-sided games.</li> <li>To identify and follow the rules of games.</li> </ul> <p>To choose and use simple tactics to suit different situations.</p> <ul style="list-style-type: none"> <li>To react to situations in ways that make it difficult for opponents to win.</li> </ul>	<ul style="list-style-type: none"> <li>To consolidate and develop a range of skills in striking and fielding.</li> <li>To develop and investigate different ways of throwing and to know when it is appropriate to use them.</li> <li>To consolidate and develop a range of skills in striking and fielding.</li> <li>To practise the correct technique for catching a ball and use it in a game.</li> <li>To consolidate and develop a range of skills in striking and fielding.</li> <li>To practise the correct batting technique and use it in a game situation.</li> <li>To consolidate and develop a range of skills in striking and fielding.</li> <li>To practise the correct technique for fielding and use it in a game situation.</li> <li>To consolidate the throwing, catching and batting skills already learned.</li> <li>To strike the ball for distance.</li> <li>To know how to play a striking and fielding game competitively and fairly.</li> </ul>	<ul style="list-style-type: none"> <li>To be aware of others when playing games.</li> <li>To choose the correct skills to meet a challenge.</li> <li>To perform a range of actions, maintaining control of the ball.</li> <li>To perform a range of catching and gathering skills with control.</li> <li>To master the basic catching technique.</li> <li>To catch with increasing control and accuracy.</li> <li>To master the basic throwing technique.</li> <li>To throw and hit a ball in different ways (e.g. high, low, fast or slow).</li> <li>To apply skills and tactics in small-sided games.</li> <li>To identify and follow the rules of games.</li> </ul> <p>To choose and use simple tactics to suit different situations.</p> <ul style="list-style-type: none"> <li>To react to situations in ways that make it difficult for opponents to win.</li> </ul>	<ul style="list-style-type: none"> <li>To run in different directions and at different speeds, using a good technique.</li> <li>To improve throwing technique.</li> <li>To reinforce jumping techniques.</li> <li>To understand the relay and passing the baton.</li> <li>To choose and understand appropriate running techniques.</li> <li>To compete in a mini-competition, recording scores.</li> </ul>	<ul style="list-style-type: none"> <li>To explore dance movements and create patterns of movement.</li> <li>To work with a partner to create dance patterns.</li> <li>To perform a dance with rhythm and expression.</li> <li>To use knowledge of dance to create a story in small groups.</li> <li>To develop precision of movement.</li> <li>To work co-operatively with a group to create a dance piece.</li> <li>To perform in front of others with confidence.</li> </ul>	
	Acquiring & Developing Skills	Can they select and use the most appropriate skills, actions and ideas? Can they move and use actions with co-ordination and control?	Evaluating & Improving	Can they explain how their work is similar and different from that of others? With help, do they recognise how performances could be improved?	Health & Fitness	Can they explain why it is important to warm up and cool down? Can they identify some muscle groups used in gymnastic activities?	

Year Group	Gym	Basketball	Games	Ball Skills	Athletics	Dance	
4	<ul style="list-style-type: none"> <li>To identify and practise body shapes.</li> <li>To identify and practise symmetrical and asymmetrical body shapes.</li> <li>To construct sequences using balancing and linking movements.</li> <li>To use counterbalances and incorporate them into a sequence of movements.</li> <li>To perform movements in canon and in unison.</li> <li>To perform and evaluate own and others' sequences.</li> </ul>	<ul style="list-style-type: none"> <li>To keep possession of a ball.</li> <li>To use ABC (agility, balance, co-ordination) techniques to keep control of a ball in a competitive situation.</li> <li>To use accurate passing and dribbling in a game.</li> <li>To identify and apply ways to move the ball towards an opponent's goal.</li> <li>To learn concepts of attack and defence.</li> <li>To play in a mini competition.</li> </ul>	<ul style="list-style-type: none"> <li>To keep possession of a ball.</li> <li>To use ABC (agility, balance, co-ordination) techniques to keep control of a ball in a competitive situation.</li> <li>To use accurate passing and dribbling in a game.</li> <li>To identify and apply ways to move the ball towards an opponent's goal.</li> <li>To learn concepts of attack and defence.</li> <li>To play in a mini competition.</li> </ul>	<ul style="list-style-type: none"> <li>To develop and investigate different ways of throwing, and to know when each is appropriate.</li> <li>To use ABC (agility, balance, co-ordination) to field a ball well.</li> <li>To use ABC (agility, balance, co-ordination) to move into good positions for catching and apply it in a game situation.</li> <li>To use hand-eye co-ordination to strike a moving and a stationary ball.</li> <li>To develop fielding skills and understand their importance when playing a game.</li> <li>To play in a competitive situation, and to demonstrate sporting behaviour.</li> </ul>	<ul style="list-style-type: none"> <li>To select and maintain a running pace for different distances.</li> <li>To practise throwing with power and accuracy.</li> <li>To throw safely and with understanding.</li> <li>To demonstrate good running technique in a competitive situation.</li> <li>To explore different footwork patterns.</li> <li>To understand which technique is most effective when jumping for distance.</li> <li>To utilise all the skills learned in this unit in a competitive situation.</li> </ul>	<ul style="list-style-type: none"> <li>To identify and practise the patterns and actions of chosen dance style.</li> <li>To demonstrate an awareness of the music's rhythm and phrasing when improvising.</li> <li>To create an individual dance that reflects the chosen dancing style.</li> <li>To create partnered dances that reflect the dancing style and apply the key components of dance.</li> <li>To perform dance using a range of movement patterns.</li> <li>To perform and evaluate own and others' work.</li> </ul>	
	Acquiring & Developing Skills	Can they select and use the most appropriate skills, actions and ideas? Can they move and use actions with co-ordination and control? Can they make up their own small sided game?	Evaluating & Improving	Can they explain how their work is similar and different from that of others? Can they use their comparison to improve their work?	Health & Fitness	Can they explain why it is important to warm up and cool down? Can they explain why keeping fit is good for their health?	

	Gym	Basketball/Netball	Tennis	Cricket	Athletics	Dance	Swimming
5	<ul style="list-style-type: none"> <li>To identify and practise body shapes and balances.</li> <li>To identify and practise symmetrical and asymmetrical body shapes.</li> <li>To use and refine the following skills: flexibility, strength, balance, power and mental focus.</li> <li>To develop skills for movement, including rolling, bridging and dynamic movement.</li> <li>To use counterbalances and incorporate them into a sequence of movements.</li> <li>To perform movements in canon and in unison.</li> <li>To perform and evaluate own and others' sequences.</li> </ul>	<ul style="list-style-type: none"> <li>To demonstrate basic passing and receiving skills using a netball.</li> <li>To develop an understanding and knowledge of the basic footwork rule of netball.</li> <li>To use good hand/eye co-ordination to pass and receive a ball successfully.</li> <li>To develop skills in the range of passes – chest pass, overhead pass, bounce pass and to understand which pass to use depending on the distance the ball needs to travel.</li> <li>To understand the importance of 'getting free' in order to receive a pass.</li> <li>To understand how to make space by moving away and coming back and by dodging.</li> <li>To be able to demonstrate a range of defending skills and understand how to mark an opponent.</li> <li>To understand how to intercept a pass.</li> <li>To learn how to shoot.</li> <li>To understand the different positions in a netball team (five-a-side).</li> <li>To recognise which positions are attacking and which are defending.</li> </ul>	<ul style="list-style-type: none"> <li>To identify and apply techniques for hitting a tennis ball.</li> <li>To develop the techniques for ground strokes and volleys.</li> <li>To develop a backhand technique and use it in a game.</li> <li>To practise techniques for all strokes.</li> <li>To use the scoring system and court for singles tennis.</li> <li>To play a tennis game using an overhead serve and the correct selections of shots.</li> <li>To understand and use doubles scoring in a tennis game.</li> </ul>	<ul style="list-style-type: none"> <li>To develop skills in batting and fielding.</li> <li>To choose fielding techniques.</li> <li>To run between the wickets.</li> <li>To run, throw and catch.</li> <li>To develop a safe and effective overarm throw.</li> <li>To learn batting control.</li> <li>To use all the skills learned by playing in a mini tournament.</li> </ul>	<ul style="list-style-type: none"> <li>To use correct technique to run at speed.</li> <li>To develop the ability to run for distance.</li> <li>To throw with accuracy and power.</li> <li>To identify and apply techniques of relay running.</li> <li>To explore different footwork patterns.</li> <li>To understand which technique is most effective when jumping for distance.</li> <li>To learn how to use skills to improve the distance of a pull throw.</li> <li>To demonstrate good techniques in a competitive situation.</li> </ul>	<ul style="list-style-type: none"> <li>To identify and practise the patterns and actions of the chosen dance style.</li> <li>To demonstrate an awareness of the music's rhythm and phrasing when improvising.</li> <li>To create and perform an individual dance that reflects the chosen dance style.</li> <li>To create partnered dances that reflect the chosen dancing style and apply the key components of dance.</li> <li>To create group dances that reflect the dance style.</li> <li>To perform a dance using a range of movement patterns.</li> <li>To perform and evaluate own and others' work.</li> </ul>	<ul style="list-style-type: none"> <li>To develop basic pool safety skills and confidence in water.</li> <li>To develop travel in vertical or horizontal position and introduce floats.</li> <li>To develop push and glides, any kick action on front and back with or without support aids.</li> <li>To develop entry and exit, travel further, float and submerge.</li> <li>To develop balance, link activities and travel further on whole stroke.</li> <li>To show breath control.</li> <li>Introduction to deeper water. Treading water.</li> </ul>
	Acquiring & Developing Skills	Can they link skills, techniques and ideas and apply them accurately and appropriately? Did they show good control in their movements?	Evaluating & Improving	Can they compare and comment on skills, techniques and ideas that they and others have used? Can they use their observations to improve their work?	Health & Fitness	Can they explain some important safety principles when preparing to exercise? Can they explain what effect exercise has on their body? Can they explain why exercise is important?	

	Gym	Tag Rugby	Tennis	Cricket	Athletics	Dance	Swimming
6	<ul style="list-style-type: none"> <li>To identify and practise gymnastic shapes and balances.</li> <li>To identify and practise symmetrical and asymmetrical body shapes.</li> <li>To construct sequences using balancing and linking movements</li> <li>To use counterbalances and incorporate them into a sequence of movements.</li> <li>To perform movements in canon and in unison.</li> <li>To perform and evaluate own and others' sequences.</li> </ul>	<ul style="list-style-type: none"> <li>To understand the basic rules of tag rugby.</li> <li>To work as a team, using ball-handling skills.</li> <li>To pass and carry a ball using balance and co-ordination.</li> <li>To use skills learned to play a game of tag rugby.</li> <li>To apply rules and skills learned to a game.</li> <li>To play in a mini tag rugby competition.</li> </ul>	<ul style="list-style-type: none"> <li>To identify and apply techniques for hitting a tennis ball.</li> <li>To develop the techniques for ground strokes and volleys.</li> <li>To develop a backhand technique and use it in a game.</li> <li>To practise techniques for all strokes.</li> <li>To use the scoring system and court for singles tennis.</li> <li>To play a tennis game using an overhead serve and the correct selections of shots.</li> <li>To understand and use doubles scoring in a tennis game.</li> </ul>	<ul style="list-style-type: none"> <li>To develop skills in batting and fielding.</li> <li>To choose fielding techniques.</li> <li>To run between the wickets.</li> <li>To run, throw and catch.</li> <li>To develop a safe and effective overarm throw.</li> <li>To learn batting control.</li> <li>To use all the skills learned by playing in a mini tournament.</li> </ul>	<ul style="list-style-type: none"> <li>To use correct technique to run at speed.</li> <li>To develop the ability to run for distance.</li> <li>To throw with accuracy and power.</li> <li>To identify and apply techniques of relay running.</li> <li>To explore different footwork patterns.</li> <li>To understand which technique is most effective when jumping for distance.</li> <li>To learn how to use skills to improve the distance of a pull throw.</li> <li>To demonstrate good techniques in a competitive situation.</li> </ul>	<ul style="list-style-type: none"> <li>To identify and practise the patterns and actions in a street dance style.</li> <li>To demonstrate an awareness of the music's rhythm and phrasing when improvising.</li> <li>To create a dance that represents a street dance style.</li> <li>To create a dance as a group, using any street dance moves.</li> <li>To create a dance as a group, using any street dance moves.</li> <li>To perform and analyse own and others' performance.</li> </ul>	<ul style="list-style-type: none"> <li>To develop basic pool safety skills and confidence in water.</li> <li>To develop travel in vertical or horizontal position and introduce floats.</li> <li>To develop push and glides, any kick action on front and back with or without support aids.</li> <li>To develop entry and exit, travel further, float and submerge.</li> <li>To develop balance, link activities and travel further on whole stroke.</li> <li>To show breath control. Introduction to deeper water. Treading water.</li> </ul>
	Acquiring & Developing Skills	Do they apply their skills, techniques and ideas consistently? Did they show precision, control and fluency?	Evaluating & Improving	Can they analyse and explain why have used specific skills and techniques? Can they modify use of skills or techniques to improve their work? Can they create their own success criteria for evaluating?	Health & Fitness	Can they explain how their body reacts to different kinds of exercise? Can they choose appropriate warm ups and cool downs? Can they explain why we need regular and safe exercise?	